

**CASE IH**  
AGRICULTURE  
FOR THOSE WHO DEMAND MORE

# LUXXUM

100 - 120 HP TRACTORS





## CASE IH LUXSUM

Hard work has never been so easy.

Some things make jobs so much easier that you wonder how you ever managed without them. The new Case IH Luxxum is just like that. With greater manoeuvrability, higher levels of comfort and better visibility than any tractor of this size that we've ever made, it continues our commitment to easing the demands placed on the

operator, ensuring greater productivity from both tractor and driver. With three new models from 100-120hp, the only thing there's less of is the need for compromise.

**CASE IH LUXSUM. NO COMPROMISE.**

#### PREMIUM

Built at our St Valentin factory in Austria, a plant world-renowned for producing tractors of the highest quality, the Luxxum range more than lives up to those standards. Everything about Luxxum says excellence, from design concepts that make everyday tasks easier, to the materials used in construction and the precision with which these machines are assembled.

#### VERSATILE

With up to 117hp available in a compact four-cylinder package, there's very little that Luxxum tractors cannot handle. These are machines swift on the road, stable on slopes, nimble around the yard and manoeuvrable on the headland. They are well-matched to loader work, more than comfortable enough for long hours in the field, and have the hydraulic capacity to power and handle heavy implements.

## NEW LUXXUM

The premium package.

Look around a Luxxum and you'll see immediately that this is a tractor made for those who demand more. These are mid-range models for those who may not need the highest horsepower, but in every other detail require the best possible specification. Browse through the features listed on the following pages and you'll see why we think this is the best mid-ranger on the market.

#### CASE IH LUXXUM. NO COMPROMISE.

MODELS	Rated power ECE R120 <sup>1)</sup> @ 2,200 rpm (kW/hp(CV))	Number of cylinders / Capacity (cm <sup>3</sup> )	Max. Torque (Nm) @ 1,500 rpm / Torque Rise (@)	Max.lift capacity (kg)
Luxxum 100	73 / 99	4 / 3,400	430 / 35	5,560
Luxxum 110	79 / 107		468 / 36	
Luxxum 120	84 / 117		491 / 31	



**EFFICIENTPOWER** EP  
MORE PRODUCTIVITY • LESS FUEL

#### EASY-TO-USE

A high-spec tractor doesn't have to be complex to operate or difficult to drive. With Luxxum, you get many of the features found on larger Case IH tractors, such as the Multicontroller, split throttle and joystick hydraulic control. But whether or not you're familiar with these, you'll find they soon become second nature to operate. Case IH doesn't do complexity for its own sake – our focus is on technology to make life easier.

#### EFFICIENT

At the heart of every Luxxum is an engine from Case IH sister company FPT, a name which has become a byword for efficiency, economy and high standards of engineering. The four-cylinder, four-valve 3.4-litre engine in each Luxxum model is turbocharged and intercooled to create a compact power unit that's capable of high outputs yet is especially frugal with fuel. The result is a tractor with the ideal power-to-weight ratio for every farm task, from light work at low rpm to heavyweight draft tasks and high-speed haulage.

<sup>1)</sup>ECE R120 correspond to ISO 14396 and 97 / 68 / EC



## MAKING EASY WORK OF HARD TASKS

The Luxxum advantage.

Whether your farm jobs demand long hours in the tractor seat or require you to be in and out of your machine at regular intervals, you'll find Luxxum tractors are designed to make your working day as stress-free as possible. That's because they include the sort of comprehensive specification rarely found on other tractors of this size.

These are machines that make light work of difficult tasks with the minimum of effort from both tractor and operator.

**CASE IH LUXXUM. EASE YOUR WORKLOAD.**



- A** Left-hand cab storage area
- B** Comfortable instructional seat
- C** Heated and ventilated seat with extendable/retractable lower seat cushion
- D** Multicontroller armrest with integrated loader joystick
- E** AFS PRO 300™ Touch screen
- F** Radio
- G** High visibility roof



- 1** Tiltable instrument cluster
- 2** 200° front wiper
- 3** Cab suspension

# HAVE A SEAT

Enjoy your hard work.

If you're familiar with Case IH tractors, you'll know our reputation for providing every machine we make with premium accommodation. And if you're not, let us reassure you that we've earned it the hard way. The Luxxum cab is no exception, from the high-class materials used in its construction, to the design details such as our trademark Multicontroller for precision operation of transmission, hydraulic functions and more.

Top-of-the-range air suspension seating is standard, as is a passenger seat that provides comfortable accommodation yet folds away unobtrusively when not required, while comfort is further improved by front axle and cab suspension options. The instrument cluster moves with the steering wheel adjustment, and external vision is among the best in

the business, with features including a curved upper windscreen area plus roof window that combine to provide excellent views when operating a front loader. Meanwhile, well-placed ventilation outlets ensure you keep cool in hot weather and warm when it's not so good outside – and an ISOBUS connection allows the control of compatible implements.

You'll find the Luxxum's logical control layout on the operator's right ensures intuitive operation every time. And as you would expect from Case IH, we've focused on the finest detail, such as providing plenty of storage for all you need in a long day's work.

**CASE IH LUXXUM. PREMIUM POWER.**

- ADVANTAGES**
- Premium accommodation
  - Multicontroller intuitive operation
  - High visibility roof
  - Cab suspension
  - Comfortable seating



# WELL-APPOINTED

Making long days shorter.

Look around a Luxxum cab and you'll find every feature you'd expect in a much larger machine. For the first time in a Case IH tractor in this class, our engineers have incorporated the full Multicontroller armrest. This means you get the Multicontroller joystick, putting multiple operating controls in the palm of your hand, within the reach of your thumb, from forward/reverse shuttling to transmission control and hydraulic outlet operation. But the armrest also brings with it features such as a separate spool valve joystick, a split throttle for minimum/maximum engine speed settings, and rear linkage controls.

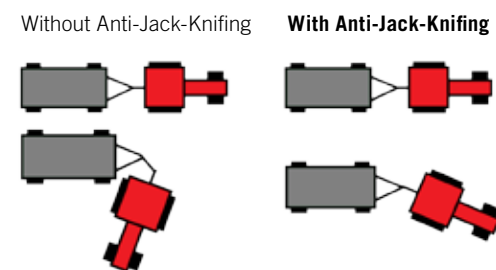
Repetitive operations are made as simple as possible and the result is a machine that leaves its operator as fresh when leaving the cab as when entering it. Raising the armrest allows unimpeded access through the right-hand door. All other key controls for tractor and implement operation are grouped logically on the console adjacent to the armrest, within easy reach. Above them, on the cab B-pillar, you'll find ventilation/climate controls, wiper switches, a touchpad lighting panel and a radio/CD player. Everything at hand, everything in logical order, and all where you'll find it easy to operate. That's the hallmark of Case IH cab design.

### Shuttle aggressiveness



- fast **1** Front loader
- medium **2** Transport
- soft **3** Field work

**ANTI JACK-KNIFE EFFECT**  
Downhill driving with a heavy load behind the tractor is made much safer by an anti jack-knife transmission feature. If driving on a downhill slope or bend, this feature allows the operator to push the shuttle FWD button to inhibit gearshifts and prevent the risk of jack-knifing when the transmission is between shifts and the weight of the trailer is pushing the tractor.



- A** Multicontroller
- B** Loader joystick
- C** Front/rear hydraulic remote control
- D** Linkage position control
- E** Linkage draft control
- F** Hydraulic remote time/flow setting
- G** Split throttle
- H** Transmission programming
- I** Shuttle aggressiveness setting

LOADER MODELS	Max. lift capacity (kg)	Max. height at pivot (mm)	Loading height edge blade parallel / tilted (mm) / (mm)	Tractor power minimum hp / maximum hp
LRZ 100	2,540	3,740	3,530 / 2,690	70 / 110
LRZ 120	2,300	4,070	3,860 / 3,010	90 / 120



## LUXXUM PLUS LOADER

The perfect match.

1 New LED lighting option

2 Curved upper windscreen and glass roof

Loader tasks demand a lot from a tractor – power, robustness, agility, hydraulic performance. Those qualities are integral elements of Luxxum design – features such as new stronger front axles and 80 or 100 litres/min closed-circuit load-sensing hydraulic systems mean these tractors are built for heavyweight handling. With the perfectly-matched range of Case IH LRZ loaders, they can shift up to 2,540kg to a height of up to 3.86m, depending on model. And the ultimate in control comfort is afforded by the hydraulic services joystick with declutch function that's integrated into the Multicontroller armrest. A curved upper windscreen, roof window and smooth shuttle modulation complete the package.

**CASE IH LUXXUM. THE PERFECT LOADER TRACTOR.**

### ADVANTAGES

- Up and down shift
- Declutch
- Loader functions
- Remote control





## THE PINNACLE OF PERFORMANCE

Excellence in operation.

At the heart of every Case IH Luxxum tractor lies a powertrain in which each and every component has been designed from the beginning to work seamlessly and efficiently with the next. From the engine, through the transmission, to the axles, the core elements of these machines have been crafted to perform in harmony with each other.

The result is a system that ensures the most efficient transfer of traction to the ground, and the most effective transmission of power to the implement with which the tractor is working. Just the sort of joined-up thinking you'd expect from Case IH.

**CASE IH LUXSUM. PRECISION POWER.**






HI-eSCR

# HEART OF THE MACHINE

Luxxum power from FPT.



Luxxum engines come from the only source you'd expect – our sister company FPT, a proven provider of power. Case IH and FPT engineers work closely to ensure each engine model used in a Case IH machine is perfectly matched to the demands it will face. That means you benefit from a tractor designed by teams from the same parent company working towards a common goal – your satisfaction. Every model uses a Stage IV, 3.4-litre, four-cylinder FPT engine with four valves/cylinder for thorough combustion. Intercooling and an improved turbocharger produce a maximum 99-117hp power (depending on model) at minimal fuel consumption. A steep torque rise translates into quick acceleration on the road and pulling power in the field that simply never gives up. Add in a wide constant power band that ensures peak performance in PTO applications and you have an engine that won't let you down, no matter what's asked of it.

With Luxxum, there's no diesel particulate filter, a reduction in exhaust gas recirculation by up to 10%, and an ultra-efficient selective catalytic reduction (HI-SCR) system, plus an improved turbocharger to give you the most efficient engine possible. Fuel tank capacities of 150 litres plus DEF/AdBlue tanks that hold 14 litres mean long stints between refuelling, while the engine oil change interval is an industry-leading 600 hours.

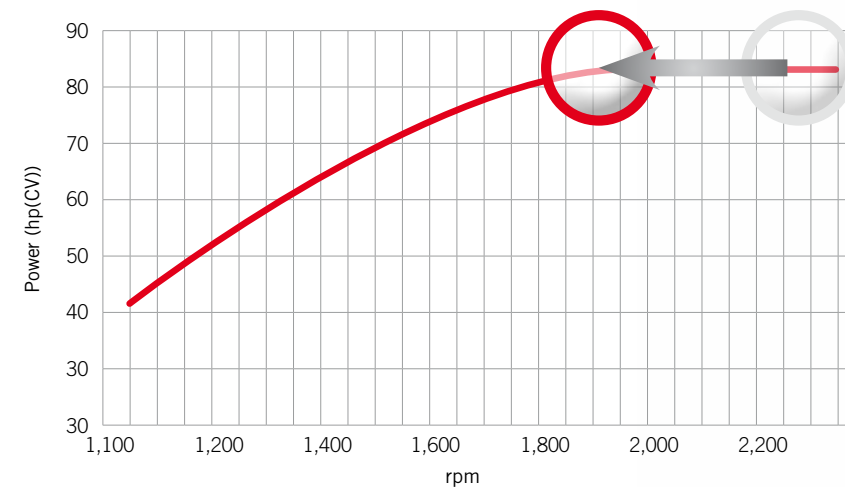
CASE IH LUXXUM. FRUGAL WITH FUEL.

## ADVANTAGES

- In-house engines
- More efficient turbocharging
- No diesel particulate filter (DPF)
- No maintenance for aftertreatment
- Industry-leading 600 hr oil change interval
- Best in class fuel consumption

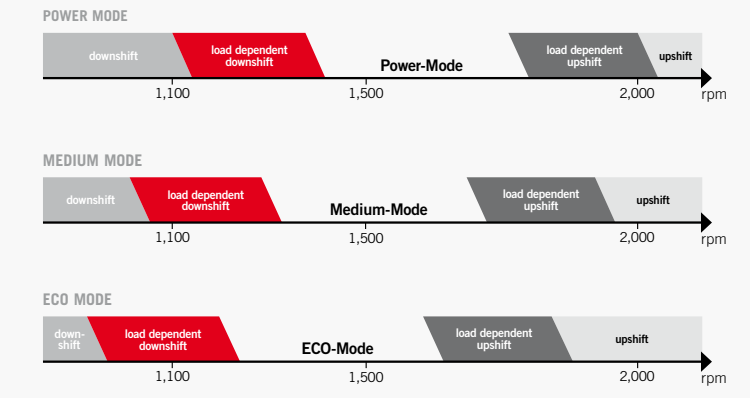
**EFFICIENTPOWER** EP  
MORE PRODUCTIVITY • LESS FUEL

CASE IH LUXXUM 120





1



2

# A SPEED FOR EVERY SITUATION

New 32x32 clutchless transmission.

- 1 New: Case IH Multicontroller armrest
- 2 Automatized 32x32 transmission with 4 speed powershift

With the new 32F/32R transmission that's standard on all Luxxum models, you benefit from the sort of automation normally seen only in much larger machines. Not only do you get a four-step powershift with no need to clutch between ratios, but there's also no requirement for clutching between ranges. Furthermore, the smoothest shuttle on the market is complemented by programmable forward/reverse speed gear selection.

Automatic shifting for road work is easy to select via the auto mode button on the Multicontroller armrest, letting the tractor do the work for you. Press the foot throttle and you will shift progressively through both gear and range changes from a standstill right up its top travel speed of 40kph; that figure is achieved at just 1,730rpm, resulting in excellent fuel efficiency. For fine-tuning, shift points can be set using the split throttle, while in auto mode downhill safety is assured by the ability to use the forward shuttle button to manually override upshifts.

**CASE IH LUXXUM. SMOOTH SHIFTING.**

## ADVANTAGES

- Optimal shifting makes all the difference: Efficient Synergy takes care of that for you.
- Operating the shifting points is easy and intuitive with a slider.
- Transmission characteristics are perfectly aligned to the individual task task (e.g.: PTO, 40kph ECO, ...).

		32x32			
		Field AUTOMODE		Transport AUTOMODE	
automated	4	4	4	4	4
		3	3	3	3
		2	2	2	2
		1	1	1	1
		↑ Shift		↑ Shift	
automated	3	4	4	4	4
		3	3	3	3
		2	2	2	2
		1	1	1	1
		↑ Shift		↑ Shift	
automated	2	4	4	4	4
		3	3	3	3
		2	2	2	2
		1	1	1	1
		↑ Shift		↑ Shift	
automated	1	4	4	4	4
		3	3	3	3
		2	2	2	2
		1	1	1	1
		↑ Shift		↑ Shift	



# POWER WHERE YOU NEED IT

A full PTO package.

Whether you need a Luxxum to perform tough powered cultivation or manure spreading duties, or lighter yet no less demanding raking or tedding tasks, you'll find that these are tractors tailor-made for the full breadth of PTO work.

Case IH engineers have ensured Luxxum models are equipped with a comprehensive package which includes 540, 540E, 1,000 and 1,000E rpm PTO speeds, changeable easily from within the cab once the shafts have been swapped. With 'E' economy speeds, it's possible to make significant fuel savings when working on operations not requiring full PTO power, with the relevant PTO speed achieved at lower engine rpm. An AutoPTO feature, which

disengages drive automatically when the rear linkage is raised at the end of a bout and re-engages it when the linkage is lowered, is a standard feature, as is soft-start engagement.

In addition, a ground speed PTO is also available on all models, so whatever the task, whatever the implement, there will be a speed to suit the job in hand. And it's also possible to specify a front PTO – capable of 1,000rpm at just 1,929 engine rpm – with or without the optional Luxxum front linkage.

**CASE IH LUXXUM. THE FULL POWER PACKAGE.**

## ADVANTAGES

- 540, 540E, 1,000 and 1,000E rpm PTO speeds
- In-cab speed changing
- AutoPTO headland function
- Ground speed PTO option
- Front PTO option





## HIGH-SPEC HYDRAULICS

The power to perform.

Luxum tractors may be compact in design, but don't let their stature fool you. These machines are built to lift, shift, power and propel implements that many other models of this size would struggle to handle.

Featuring a new closed-centre load-sensing (CCLS) hydraulic system, output has been increased by a third to 80 litres/min. This standard specification supplies up to three rear remote hydraulic valves, operated mechanically. For those who require even more output, there is a 100 litres/min CCLS option, with electronic remote valve operation.

Mounted implements are handled with ease regardless of their size and weight, thanks to a Category II rear linkage capable of lifting up to 5,560kg, and an optional 2,000kg

capacity front linkage. Electronic linkage controls are easy to understand and simple to operate, with a lift/lower button on the Multicontroller joystick, plus buttons to operate two rear remote valves. All are distinct in location and feel, allowing operators to quickly become accustomed to controlling the tractor's functions intuitively.

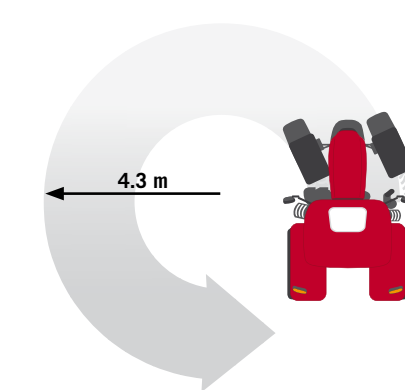

Less frequently-used hydraulic controls are grouped logically on the right-side console, within easy reach, while on each rear mudguard are remote switches for the rear linkage, PTO and one rear hydraulic valve, taking the hard work out of hitching up implements.

**CASE IH LUXXUM. MAXIMUM PRODUCTIVITY.**

### ADVANTAGES

- 80 litres/min CCLS hydraulics
- 100 litres/min option
- Up to 4 rear remote valves
- Up to 5,560kg rear linkage capacity
- Multicontroller operation
- Optional fully integrated front linkage





## FIRST-CLASS COMFORT

New front axle suspension.

- 1 Front axle suspension
- 2 Cab suspension
- 3 4,3 m turning radius

New fixed and suspended front axle options mean Luxxum tractors offer a specification to perfectly suit the demands of each individual customer. Whether your workload involves lots of road travel or a little, heavyweight field tasks or lighter work, Luxxum models can be specified to suit.

Providing 80mm of movement, the front axle suspension system is the same well-proven arrangement that features on Case IH Maxxum tractors, with damping controlled via an advanced accumulator and regenerative valve system for a super-smooth ride and automatic self-levelling.

It also provides the ability to raise or lower the height of the tractor's front-end via a console-mounted switch, a feature

which can be used as an aid to increase traction in the field and improve stability and comfort on the road.

Luxxum front axles have been strengthened to increase total payload capacity to 8,000kg, aiding these tractors' ability to handle heavy implements and loader work. Coupled with the option to fit tyres of up to 28" diameter on the front rims, the result is the elimination of the 'nodding' motion that can occur when braking, decelerating or making directional changes. All this comes at no detriment to the Luxxum's tight 4,3 m turning radius, making these tractors as manoeuvrable as they are comfortable.

**CASE IH LUXXUM. COMFORT GUARANTEED.**

### ADVANTAGES

- Optional suspended front axle options  
2 times optional
- Proven Case IH system
- 3 settings of suspension levels
- Reinforced front axle suspension
- 8,000kg payload



## PRECISION FARMING

Case IH Advanced Farming Systems (AFS™) for top efficiency.

Case IH was among the innovators in precision farming and we have more than two decades of experience in helping farmers maximise the potential of their land and the efficiency of its inputs through the use of our Advanced Farming System technology. Whether your primary work is in grassland farming, arable production or a mix of the two, there is a multitude of ways in which AFS precision farming technology can

quickly repay the investment made in it. Precision application of inputs enables not only a reduction in amount applied, but also a reduced number of passes, reducing fuel used and time worked.

**CASE IH LUXXUM. PREMIUM PRECISION.**



## AFSSUPPORTCENTER

0 800 0281 910  
afssupporteur@caseih.com



# WORKING IN SYNERGY

Operation via ISOBUS II technology.

While commodity price volatility has become a fact of life, the cost of agricultural inputs continues to head more predictably in an upward direction. It's this scenario which means an increasing number of farms of all sizes and types are investing in precision farming technology to ensure they are using inputs with maximum efficiency.

Just because these are mid-sized machines doesn't mean they do without the technology available on their bigger brothers. All Luxxum tractors can be ordered monitor-ready from the factory, with a package including a monitor mounting bracket and ISO 11783 connector, allowing them to not only work with GPS systems, but also to operate any compatible ISOBUS-controlled implement. Plug the implement's connecting cable into the connector on the rear of the tractor, and an operating diagram appears on the ISOBUS terminal, allowing machine functions to be monitored at a

glance and altered and controlled at a touch of the screen. The result is smoother, more precise operation, easier implement fine-tuning and maximising of tractor/implement output. Depending on whether you choose Basic, Section or Geo-Based Task Controller, you can create documentation, operate sprayer/spreader section control and regulate variable application equipment reducing the need for multiple operating terminals.

Task controller technology provides possibilities such as field mapping, variable rate application of fertiliser and other inputs, sprayer section control, prescription map creation for later application of variable inputs, and the ability to export ISOXML files back to the farm computer.

**CASE IH LUXSUM. PROFIT FROM PRECISION.**

## ISOBUS CLASS II

For very simple control of the round baler via the AFS™ touchscreen monitor



**1** Roof-mounted signal receivers

**2** Ability to track machines via the farm computer – and feed back data

## ISOBUS CLASS II BENEFITS

- Utilise GPS position with different implements
- Mapping
- Task controller
- Variable rate application
- Section control application
- Export ISOXML files
- Create prescription maps
- Task Controller compatible with AFS 300 & 700



## KEEP FARMING

Servicing made simple.

We know that in this business time is critical and the less time you need to spend on servicing the better. Daily checks and routine maintenance on the Case IH Luxxum series are straightforward and convenient. Simply perform your standard checks and your Luxxum is ready for action.

We have designed Luxxum tractors for extended 600-hour service intervals to keep your maintenance costs down and keep you farming.

**THE LUXXUM SERIES. EASY TO SERVICE.**

### ADVANTAGES

- Unrivalled-600 hour maintenance intervals for engine and 1,200 hours for transmission and hydraulics.
- No particle filter service needed due to high efficiency eSCR exhaust gas treatment.
- Easy access for fast daily checks.
- Up to 150 litres fuel tank capacity and 14 litres AdBlue tank for a long working day.





## MADE IN AUSTRIA

Built with passion.

Every Case IH Luxxum tractor carries the flag for Austrian engineering and manufacturing excellence. Home to the Case IH European headquarters, the St Valentin plant relies on the passion and expertise of our engineers and production workers, as well as state-of-the-art assembly lines, to produce tractors ranging from 86 to 300 hp with the highest quality and precision.

Ninety percent of tractors produced here are exported, carrying our culture of excellence around the world. The CNH Industrial tractor plant in St. Valentin, Austria,

performs impressively in the annual World Class Manufacturing (WCM) audit, success that is attributed to world-class production and highly-qualified employees. WCM stands for competence, quality and performance of enthusiastic staff.

Processes are optimised and testing, as well as quality controls, follow strict regulations that go far beyond recognised industry standards. Our clear focus is to deliver machines that are ideal for leading farming businesses and contractors.

The Case IH **SERVICETEAM**, a strong dealer network backed up by local Case IH market teams, industry leading Case IH supporting tools, modern training methods, best in class spare parts support and logistics performance providing Case IH customers with an excellent all-encompassing after-sales service, keeping customers farming!

TECHNICAL SUPPORT | SERVICE | PARTS | MAXSERVICE | SERVICEFINANCE

# SERVICETEAM

We'll keep you farming.

## GENUINEPARTS

WE KEEP YOUR EQUIPMENT RUNNING.

Your local Case IH dealer and our dedicated 24/7 parts call centre technicians and their logistic colleagues are all part of the Case IH ServiceTeam network. They're highly trained to give you expert advice and solve problems, ensuring the correct, genuine Case IH parts are located and dispatched right away, reaching you next day or sooner to keep your machine in top condition. This means your machine's downtime is kept to a minimum so we can keep you farming.

## MAXSERVICE

AROUND THE CLOCK. AROUND THE COUNTRY.

When you're working around the clock, MaxService ensures you're never alone. It's a dedicated helpline that connects you to the Case IH ServiceTeam 24/7. Call technicians at your local dealer are ready to assist with technical advice, software solutions and genuine parts ordering. They can even diagnose problems remotely, using EST/DATAR, to get you going again, or alert a service technician to bring a part to the field. At peak season, we can keep you farming with breakdown assistance.

**SAFEGUARD GOLD** **SAFEGUARD SILVER** **SAFEGUARD BRONZE**

### SAFEGUARD GOLD, SILVER OR BRONZE, IS AN EXTENDED WARRANTY SERVICE PACKAGE.

Specifically tailored around you and your machinery, it can include maintenance contracts, servicing, telematics, insurance and Case IH finance packages. Most importantly, it provides peace of mind, mechanical coverage and makes the cost of ownership clear and easy to manage. All the back-up you need, so we can keep you farming.

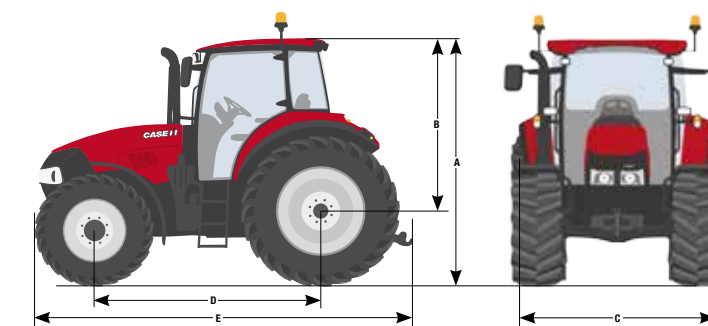


### AN OPTIMAL FINANCING SOLUTION FOR EVERY INVESTMENT.

CNH Industrial Capital is the financing company for Case IH. Our employees are financial experts and have many years of experience in agriculture. We do not only know about Case IH products and the market, we also understand the individual requirements of your operations. Therefore we are always able to offer you a financial solution for your new investments that is tailored specifically to your operational requirements and respective machine usage in the form of loans, rent or leasing. Our most important goal is improving the profitability of your investments! Therefore you can combine every CNH Industrial Capital Financing with Capital accident and breakdown cover, as machine breakdown or repair insurance, in order to exclude risks to your investment and ensure greater planning reliability.


MODELS	LUXXUM 100	LUXXUM 110	LUXXUM 120
<b>ENGINE</b>	<b>FPT</b>		
Number of cylinders / Capacity (cm <sup>3</sup> )	4 / 3,400		
Type / Emission level	Common Rail Diesel engine, turbocharger and Hi-eSCR only exhaust after treatment / Stage IV		
Rated power ECE R120 <sup>1)</sup> (kW/hp(CV))	73 / 99	79 / 107	86 / 117
... at engine speed (rpm)	2,200		
Maximum torque (Nm @ 1,500 rpm)	430	468	491
Torque rise standard (in %)	35	36	31
Fuel tank, diesel Standard (Option) / urea (litres)	150 / 14		
<b>TRANSMISSION</b>			
4 step Powershift & speed matching	•	•	•
32 FWD/ 32 REV automatized transmission with 4 - speed powershift and powershuttle (40 kph@ 1730 rpm)	•	•	•
<b>FOUR-WHEEL DRIVE AND STEERING</b>			
4WD (Four-wheel drive) front axle standard	electro-hydraulic engagement / optional electro hydraulic diff.lock		
4WD differential	electro-hydraulic fully locking differential		
Optimum turning radius 4WD (m)	4,30	4,30	4,30
<b>POWER TAKE OFF</b>			
Engagement type	electro-hydraulic engagement with Auto PTO control		
Rear PTO speeds standard (rpm)	540 / 540E / 1,000 / 1,000E		
Front PTO (rpm)	540 / 540E / 1,000 / 1,000E		
<b>HYDRAULIC SYSTEM</b>			
Max. pump flow – standard/optional	80 l/min CCLS / optional 100 l/min CCLS		
Control type	EHC (Electronic Hitch Control)		
Max. Lift capacity @ 610mm (OECD)	4,701	4,701	4,701
Remote valve	up to 3 mechanical rear mounts / max. 4 remote valves (2 mechanical & 2 electrical)		
Mid mounts optional	2 mechanical mid mounts / 2 electrical mid mounts		
Front hitch* over full range lift capacity (kg)	1,985	1,985	1,985
<b>WEIGHT AND DIMENSIONS<sup>2)</sup></b>			
Minimum unballasted shipping weight* (kg)	4,390	4,390	4,390
Permissible total weight (kg)	8,000	8,000	8,000
A: Overall Height with 540/65 R38 rear tyres to top of the roof (mm)	2,720	2,720	2,720
B: Centre of rear axle to top of roof (mm)	1,905	1,905	1,905
C: Minimum width over rear fenders (mm)	2,100	2,100	2,100
D: Wheelbase (mm) without / with unsuspended front axle	2,420 / 2,430	2,420 / 2,430	2,420 / 2,430
E: Total length standard (mm)	4,197	4,197	4,197
<b>STANDARD TYRES<sup>2)</sup></b>			
Front	480/65 R24	480/65 R24	480/65 R24
Rear	540/65 R38	540/65 R38	540/65 R38

\* depends on market specification <sup>1)</sup> ECE R120 correspond to ISO 14396 and 97 / 68 / EC <sup>2)</sup> With standard tyres <sup>3)</sup> Other tyres on request  
 ● Standard equipment ○ Optional equipment



**CNH Industrial Österreich GmbH**  
**Steyrer Straße 32, A-4300 St. Valentin – Austria**

Free phone: 00 800 22 73 44 00

 Safety never hurts! Always read the Operator's Manual before working with any equipment. Inspect equipment before using it, and be sure it is operating properly. Follow the product safety signs, and use any safety features provided. This literature has been published for worldwide circulation. The standard and optional equipment and the availability of individual models may vary from one country to the next. Case IH reserves the right to undertake modifications without prior notice to the design and technical equipment at all times without this resulting in any obligation whatsoever to make such modifications to units already sold. Whilst every effort is made to ensure that the specifications, descriptions and illustrations in this brochure are correct at the time of going to press, these are also subject to change without prior notice. Illustrations may show optional equipment or may not show all standard equipment. Case IH recommends **AKCELA** lubricants.

